




SELTECH Loudspeakers
handling guide instructions

AGENDA

1. General rules
2. Transportation
3. Unpacking
4. Handling
5. Disclaimer



■ General rules

- Check arriving pallets on transport damage!

Don't use transducers from damaged pallets.

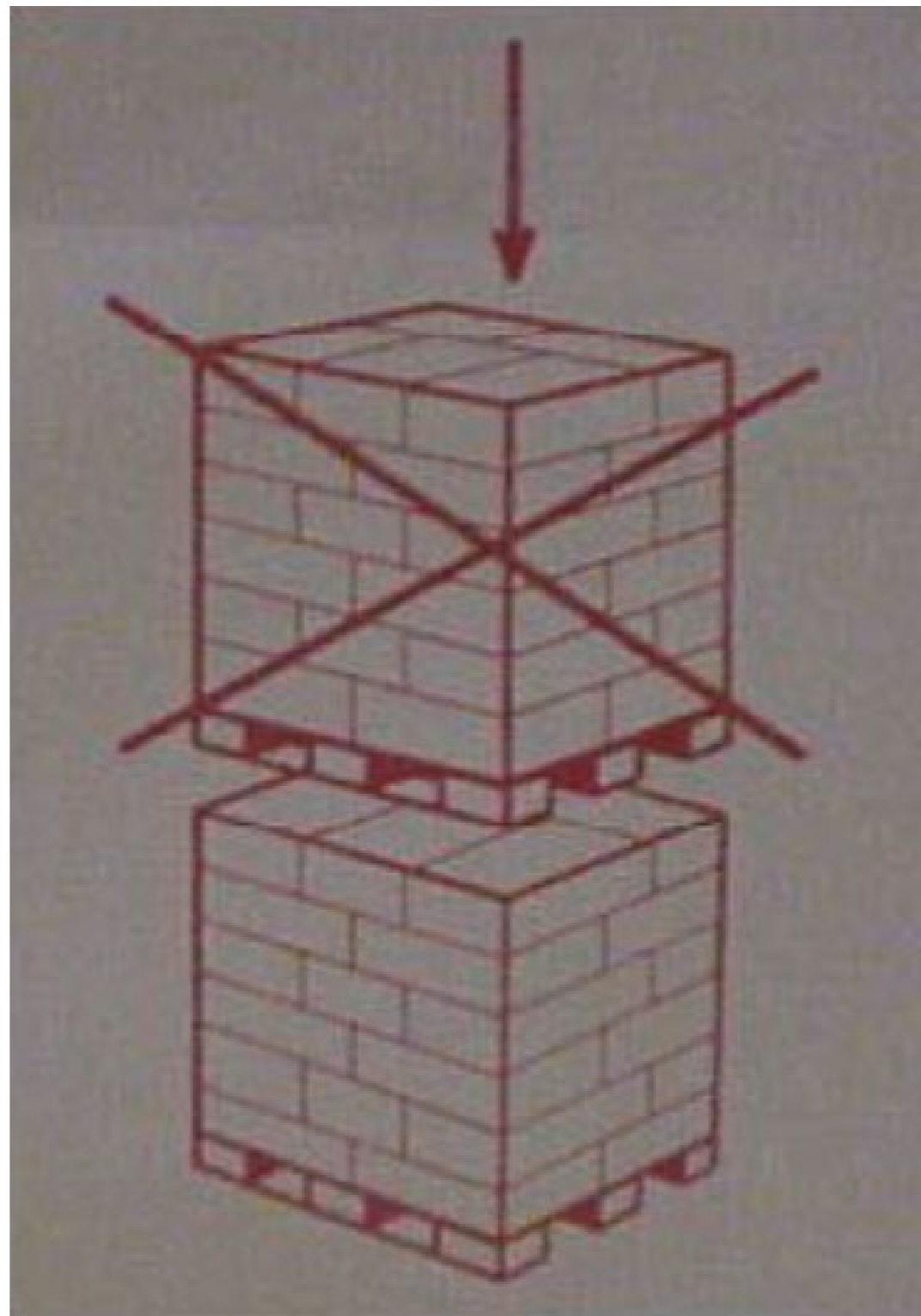
- Use first in first out!
- The transducers always should be stored in the original packaging only!
- Don't touch the membrane.
- In case the transducer is mounted into assemblies where an ultrasonic welding process will be used after the transducer is already in place, the function of the transducer can be damaged due to the USW!
- Keep transducers away from magnetic regions! Avoid humid and hot air! Prevent transducers from dropping on the floor because of the risk of damage to spring contacts!

■ Transportation

- First off all, beware that the transport unit is fragile and handle it with care.
- Check arriving pallets on transport damage and remove the plastic cover carefully.
- In each situation keep the delivery unit dry.
- Use the delivery units according the first in -first out principle in your warehouse.
- If pallets should be stored consider that each transport unit has to stand separate.
- To keep the effect of magnetism as low as possible, notice the special form to pile single boxes on a pallet.


■ Transportation

- Under no circumstances pile one pallet on each other.



■ Unpacking

- Don't pile up more than 3 boxes to a stack.
- Cut carefully the top tape with a knife (green),
Then open boxes on the sides (blue arrows).




■ Unpacking

- Don't handle or move partial boxes.
- The piles of tray finish have one unloaded tray as a cover.


If the top tray is loaded then an additional empty tray should be placed on top for further transport/carriage from place to another.

- Carry only horizontally.



■ Handling

- Manual pick up:
take the transducers on the sides of the frame and move vertically.
- We recommend to wear gloves.




- Do not touch or push with sharp/edged tools.

■ Handling


- Don't touch moving part like the membrane area.
- Don't touch or apply force on the contacts.

Do not apply force on the cable add-on if present.



■ Handling

- Keep transducers away from magnetic field.
- Prevent using transducers dropped on the floor.
- Avoid dust coming on the transducers, keep clean.
- Don't use cleaning with air guns directly on the transducers.



- To assembly the speaker into the application be sure to avoid humid & hot air.

■ Disclaimer

- Take care that the transducer will be used in its capacity as specified in its datasheet.
- To use transducers in other applications please contact us.



THANKS !